



Group Gasket Change

MAINTENANCE

STELLA di CAFFÈ


1. Remove Group Cover <2@slotted screws>




2. Remove Portafilter Interface Collar <2@5mm Allen screws>



3. Remove Shower Screen and Diffuser <8mm Hex bolt>




4. Remove Piston Assembly <2@slotted screws>



5. Remove old gaskets and clean parts




6. Lubricate and install Piston O-ring on machine <27718>



7. Lubricate and install Group O-ring on Piston <27800>



8. Lubricate and install Group Gasket on Piston <PC-17>



9. Install Piston assembly Complete (don't forget spring washer)



10. Install Shower Screen and Diffuser <ID-103, 31910>



11. Run cycle with coffee to check for piston mobility and seal

