



## Save drink data to Memory Card before Installing new EEPROM

Reload Drink date from Memory card after Installing new EEPROM



Insert Memory Card



Enter **4442** to save data (upload)



Confirm save to card  
**UPLOAD**  
Press Pro



Unplug machine  
Install the new chip

See other side



Re-insert Memory Cards  
and enter **4441** to down-  
load drinks into machine



Confirm **DOWNLOAD**  
Press Pro




**Save machine data to card first!! See other side.**

*Static damage possible!*


*Touch the grounded frame of the machine just before handling the EEPROM chip*




Unplug machine and wait 1-2 minutes



Locate EEPROM chip



Carefully remove old chip



Install the new chip  
Make sure all 8 pins line up before inserting.  
If label is missing be sure the notch is on the right side



Gently press the new chip in-place



Restart the machine and verify operation by making a few drinks



*Both grinders must be re-calibrated using a gram scale in the "grinder setting" section!*